



Market and Economic Highlights

- ▶ U.S. equities lower in April following substantial gains in Q1
- ▶ Big tech stock prices were mostly lower for the month
- ▶ A more hawkish Fed helped moved stock and bond prices lower
- ▶ Inflation data remained sticky possibly keeping the Fed higher for longer
- ▶ Corporate earnings for Q1 have thus far been mostly stronger than expected

Source: FactSet

Market Returns

Market Index	1-Month	3-Month	YTD	1-Year
Bloomberg 9-12 Month T-Bill	0.26%	0.81%	1.17%	4.75%
Bloomberg 1-5 Year Government	-0.69%	-1.04%	-0.73%	1.30%
Bloomberg Intermediate U.S. Gov/ Credit A or Better	-1.13%	-1.57%	-1.36%	0.45%
Bloomberg Intermediate U.S. Agg.	-1.57%	-1.98%	-1.98%	0.11%
S&P 500	-4.08%	4.29%	6.04%	22.65%
Russell 2000	-7.04%	1.73%	-2.23%	13.28%

Source: Bloomberg

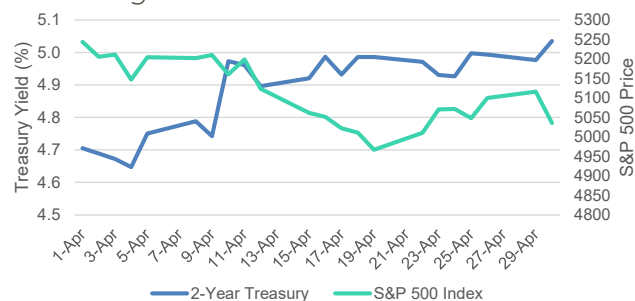
FEATURED MARKET DATA

A Mixed Bag of Data

Inflation, employment and GDP growth data received in April all contributed to declines in stock and bond prices. During April, Fed speak focused on patience with respect to a potential rate cut. In his press conference following the May 1, 2024, FOMC meeting, Federal Reserve Chairman Powell noted a “lack of further progress” regarding inflation data, while reiterating that policy remains sufficiently restrictive. A higher for longer narrative returned when March CPI came in higher than expected for the third consecutive month. Regarding economic growth, March nonfarm payrolls were higher than consensus, potentially contributing to inflation. 1st quarter GDP, meanwhile, was below expectations. Softer GDP growth renewed attention to the possibility of a bumpy landing. Stronger than expected Q1 earnings remain a bright spot for markets.

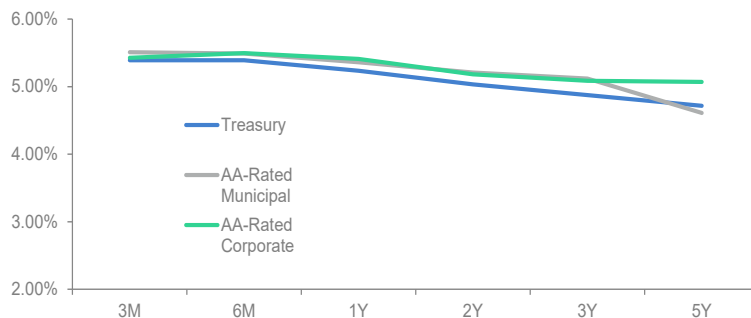
Source: Bloomberg

Yields Higher and Stocks Down



Source: Bloomberg

Market Yields



Source: Bloomberg Finance L.P. 4/30/24

U.S. Economic Indicators

Event	Event Date	Period	Survey	Actual	Prior / Revised (R)
Core CPI (MoM)	04/10/24	MAR	0.3%	0.4%	0.4%
Consumer Price Index (YoY)	04/10/24	MAR	3.4%	3.5%	3.2%
GDP Annualized QoQ	04/25/24	1Q A	2.5%	1.6%	3.4%
Personal Income	04/26/24	MAR	0.5%	0.5%	0.3%
Personal Spending	04/26/24	MAR	0.6%	0.8%	0.8%
Consumer Confidence	04/30/24	APR	104.0	97.0	103.1 (R)
ISM Manufacturing	05/01/24	APR	50.0	49.2	50.3
Change in Nonfarm Payrolls	05/03/24	APR	240K	--	303K
Unemployment Rate	05/03/24	APR	3.8%	--	3.8%

Source: Bloomberg Finance L.P. 4/30/24.

Contact Information

FUND DISTRIBUTOR: PMA SECURITIES, LLC



JASON HOFFMAN

Vice President, Investment Services
 jhoffman@pmanetwork.com
 573-212-6258



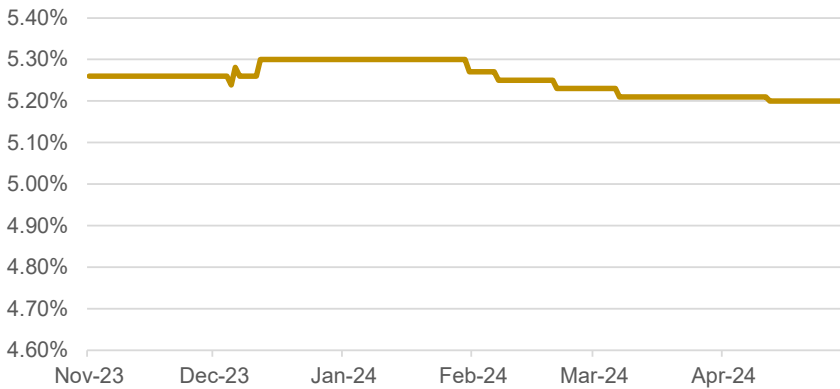
JOHN JUNGMMANN

Vice President, Investment Services
 jjungmann@pmanetwork.com
 417-655-6435



Liquid Investment Rates | Past 6 Months

Rates as of 4/30/24
Liquid Series: 5.20%



MOCAAT Offers Same-Day Credit for Wire Transfers

For incoming wire transfers, Participants must initiate the wire transfer directly with their financial institution and **notify the Fund of the deposit by 11:00 AM CST** to receive same-day credit.

There are three options available to notify the Fund:

1. Secure online platform
2. Speak directly with a team member
3. Email a team member

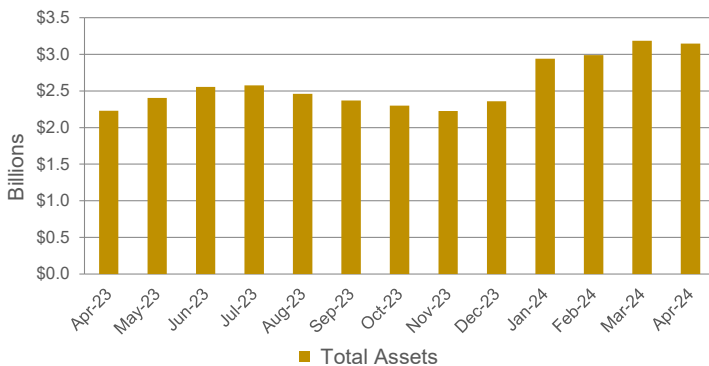
IMPORTANT INFORMATION:

A MOCAAT team member must confirm the request and provide a confirmation number prior to 11:00 AM CST for the Participant to receive the same-day credit.

If there is a failure to transfer the Funds to MOCAAT on the date indicated, the Participant may be assessed a fee. This fee is assessed by the Custodian of the Fund based on the number of days the wire failure is outstanding.

If you need additional information, please contact a MOCAAT team member.

Total Fund Assets



As of 4/30/24: \$3,149,043,000.82
(Total Assets)

Holiday Calendar 2024

Fund Closed	Holiday Observed
Monday, May 27	Memorial Day
Wednesday, June 19	Juneteenth Day
Thursday, July 4	Independence Day
Monday, September 2	Labor Day